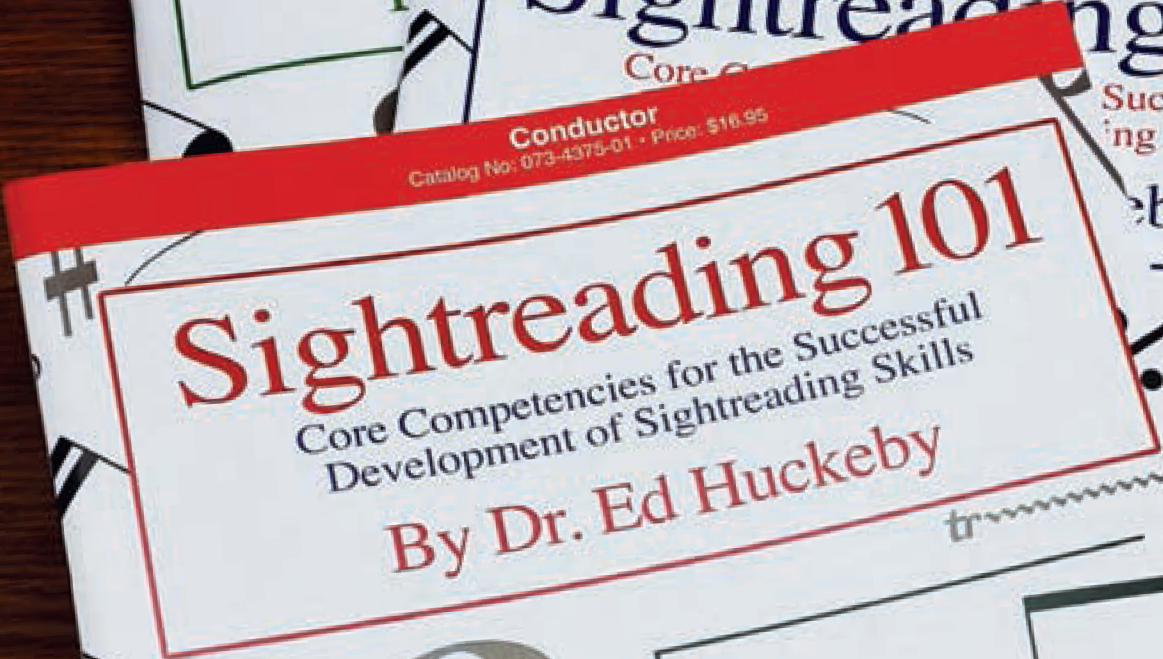

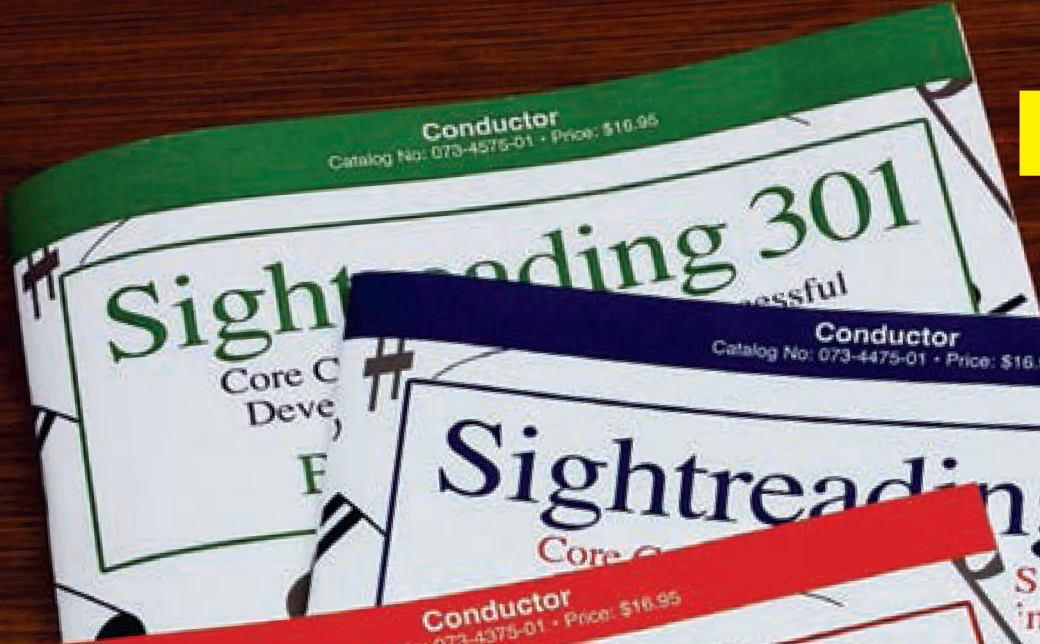


[Click here for video](#)



Sightreading 101
Core Competencies for the Successful
Development of Sightreading Skills
By Dr. Ed Huckleby

**A brilliant
new system for
teaching music
literacy to today's
bands!**


C.L. BARNHOUSE COMPANY
Music Publishers • Oskaloosa, IA 52577
www.barnhouse.com

MKT ((•)) RADAR SIGHTREADING PROCESS

HOW IT WORKS....

The ability to read music on sight is one of the most important assets any musician can possess. In addition to developing the appropriate skill set for sightreading, a predetermined sightreading procedure can be beneficial to both ensembles and individuals. This involves “practicing” the art of sightreading. The acronym **MKT-RADAR** (MKT ((•)) RADAR) assists learners in remembering the elements of this methodical approach to sightreading preparation.

Features include:

- **Introduces a step-by-step technique for effective sightreading**
- **Progressive and comprehensive curriculum addressing the various music literacy skills to sight-read efficiently**
 - Serves as instructional “text book” for instrumental classes
 - Assists in meeting district, state and national standards
- **Makes instructional assessment more efficient and easier to achieve**
 - Learning outcomes and assessment material make class preparation more efficient and can be adapted to fit curriculum
 - Rigorous, relevant and measurable instructional material for your band curriculum
 - Learning outcomes can be adapted for school district, state and national learning and assessment models as needed
- **FLEXIBLE: Competency Sets can be used for ensemble or individual warm-up, or individual elements can be incorporated into existing warm-up routine**
 - Instructional materials can be adapted to rehearsal schedule
 - Use with any size group and with any instrumentation
 - Provides challenging, but fun-to-play educational material which can serve as (or supplement) your daily routine
 - Use as a supplement for individual study, adapt for chair placements or progress evaluation
 - Percussion can be played by any ‘battery’ instrument reading from either line
- **Designed for series implementation after completion of a standard “beginning band” method book**
- **Special End-Of-Instruction (EOI) assessment packs are available**



"A very logical, rigorous and measurable sequence of learning to aid all musicians."

Will Fairbanks
Director of Bands
Greenville College
Greenville, Illinois

4.4 ARTICULATION - Slur Two, Tongue Two
Learning Outcome: Students will be able to identify symbols and execute with 100% accuracy.

4.5 TEMPO - Adagio
Learning Outcome: Students will be able to identify symbols and execute with 100% accuracy.

Instructional elements clearly labeled

Unison Melody lines

Instructional elements clearly labeled

Unison Melody lines

*"Students are easily able to apply the MKT*RADAR approach to concert repertoire."*
Ted Heggen
 Band Director
 Southeast Polk Jr. High
 Pleasant Hill, Iowa

COMPETENCY SET #4

4.1 METER (TIME)/RHYTHM - Constant Eighth: Simple Meter - 3/4
Learning Outcome: Students will be able to execute with 100% accuracy the rhythms presented.

Adaptable Learning Outcomes

Transferable Process

Adaptable Learning Outcomes

Transferable Process

Each Sightreading Competency Set includes the following elements:

- Meter (Time) / Rhythms / Syncopation
- Key Signature / Scales
- Pitch Accuracy / Intervals / Arpeggios
- Articulation / Phrasing
- Tempo / Interpretation / Style
- Dynamic Contrast / Interpretation
- Assessment Exercises
- Balance / Blend
- Interpretation / Style

MKT ((••)) RADAR MKT-RADAR PROCESS

Scan the new music from top left to bottom right to locate and identify the distinct musical elements which can be categorized through the following step-by-step preparation process:

- **Meter** – Check the beginning **Meter** (time) signature and scan the music (top left to bottom right) to locate and identify any changes in meter. Remember, unless indicated otherwise, the eighth note remains constant.
- **Key** – Check the Key signature and try to determine if the selection is in a major, minor or modal key at the beginning. Then identify any Key changes (again, scanning from top left to bottom right). Be sure to look for any scale fragments and/or arpeggios which might be identifiable.
- **Tempo** – Identify the initial Tempo marking and identify any tempo changes or tempo alterations (rit., accel., fermata, etc.) which might occur.
- **Rhythm** – Scan the selection for unusual or "tricky" Rhythms or syncopations. Then sing or clap the Rhythms until they become more familiar.
- **Accidentals** – Check for Accidentals which might be unusual or unexpected.
- **Dynamics** – Check for Dynamic markings at the beginning and throughout the selection (again, scanning from top left to bottom right). Make a mental note of any dramatic dynamic changes (*subito p*, *cresc.*, *decresc.*, etc.).
- **Articulation** – Look for unique or unusual Articulation markings. Prepare mentally for a sequence of slurs or series of staccato or accented notes which might occur. Identify and note any special markings (marcato, tenuto, trill, glissando, etc.).
- **Road Map** – Check for Repeat signs, First and Second Endings, D.S., D.C., Coda, etc., (signs which alter the direct path of the music). Identify verbally and mentally the locations of these signs.

The MKT-RADAR acronym provides the musician with an excellent tool for sightreading preparation. This approach, when mastered, enables the musician to sightread musical selections at his or her appropriate skill level with confidence. It is also critical that ensemble members work as a team to follow the director's instructions and gestures during sightreading preparation and performance.

You are now ready to proceed. Be sure to maintain concentration and count through extended rests. Remember, in almost

SIGHTREADING 101

By Dr. Ed Huckeby

SIGHTREADING 101 is BOOK ONE of a sequential curriculum for bands designed to develop the core music literacy competency skills needed for reading music "at sight."

This book should be utilized after the completion of Book 1 of any beginning band method.

View Online

- **Peels back the layers of music and then brings them back together in a logical manner, providing students a focused approach to learning each musical element on its own**

"This is built in a step-wise curricular way that leads to success."

Asher Raboy
Department of Music
Pacific Union College
Angwin, California

- **13 Competency Sets with short, focused exercises on each element**
- **2 extended-length Practice Assessments**
- **Student Self-evaluation/Assessment/Progress Chart**
- **6 fundamental key signatures and the chromatic scale addressed**
- **Rhythm studies in 4/4, 2/4, 3/4, 6/8 and mixed meters**

Competency Set Keys/Scales:

1. Concert Bb Major
2. Concert G minor
3. Concert Eb Major
4. Concert C minor
5. Chromatic Scale
6. Chromatic Scale
7. Concert F Major
8. Concert D minor
9. Concert Bb Major/G minor review
10. Concert Eb Major/C minor review
11. Chromatic Scale review
12. Concert F Major/D minor review
13. Integrated Scales

Set Elements:

1. Meter (Time)/Rhythm
2. Key Signatures/Scales
3. Pitch Accuracy/Intervals/Arpeggios
4. Articulation/Phrasing
5. Tempo
6. Dynamic Contrast
7. MKT-RADAR Assessment

SELF-EVALUATION/ASSESSMENT/PROGRESS CHART

The chart below may be used for self-evaluation, teacher assessment and/or to monitor your progress toward mastering each Competency Set element. Remember, in music performance the objective is to reach "perfection." Place a checkmark or date in the appropriate box for each level of mastery.

(*) "accurately performing "some" of the element(s) (**) "accurately performing "most" of the element(s) (***)=mastery

COMPETENCY SET #14	COMPETENCY SET #19	COMPETENCY SET #24
14.1-Meter(Time)/Rhythm	19.1-Meter(Time)/Rhythm	24.1-Meter(Time)/Rhythm
14.2-Key Signatures/Scales	19.2-Key Signatures/Scales	24.2-Key Signatures/Scales
14.3-Pitch Accuracy/Intervals/Arpeggios	19.3-Pitch Accuracy/Intervals/Arpeggios	24.3-Pitch Accuracy/Intervals/Arpeggios
14.4-Articulation/Phrasing	19.4-Articulation/Phrasing	24.4-Articulation/Phrasing
14.5-Tempo/Interpretation/Style	19.5-Tempo/Interpretation/Style	24.5-Tempo/Interpretation/Style
14.6-Dynamic Contrast	19.6-Dynamic Contrast	24.6-Dynamic Contrast
14.7 - Assessment Exercise	19.7 - Assessment Exercise	24.7 - Assessment Exercise
COMPETENCY SET #15	COMPETENCY SET #20	COMPETENCY SET #25
15.1 - Meter (Time)/Rhythm	20.1 - Meter (Time)/Rhythm	25.1 - Meter (Time)/Rhythm
15.2 - Key Signatures/Scales	20.2 - Key Signatures/Scales	25.2 - Key Signatures/Scales

3.4 ARTICULATION/PHRASING - Slur Three, Tongue One

Concepts Identified

3.5 TEMPO - Allegro ("Lively, brisk, rapid")
@Allegro

Vocabulary

3.6 DYNAMIC CONTRAST
= Crescendo ("gradual increase in volume")

3.7 ASSESSMENT EXERCISE MKT ((c))

This series teaches so much more than just sightreading ... it teaches music literacy.

Unison melody lines insure all instruments get interesting parts to play.

COMPETENCY SET #3

3.1 METER (TIME)/RHYTHM

Visual Subdivision using constant eighth

Constant Eighth

3.2 KEY SIGNATURES/SCALES • E Major

Constant Eighth

"The constant eighth notation over this section is awesome! I see students checking this to understand new rhythms."

Greg Allen
Highland Middle School
Highland, Illinois

How much class time does it take?

The pace is up to you! Go through one competency set per day or break up the sets through the week depending on your schedule.

"We use the book nearly every day. Somedays we use several exercises in a competency set and others we focus on just one exercise."

Jayson Gerth
Southeast Polk High School
Pleasant Hill, Iowa

3.3 PITCH ACCURACY/INTERVALS/ARPEGGIOS

SIGHTREADING 201

By Dr. Ed Huckleby

SIGHTREADING 201 is BOOK TWO of a sequential curriculum for bands designed to develop the core music literacy competency skills needed for reading music “at sight.”

 [View Online](#)

- **Same great easy-to-use format as Sightreading 101**
- **Expands to 6 new keys and 3 modes**
- **Rhythm studies continue with added meters including alla breve, 9/8, 12/8, 5/4, 6/4, 7/8, 5/8, 3/8**
- **More advanced mixed meter exercises**

“Great for methodically teaching concepts. My students now have better understanding which has given them more confidence when sightreading”

Taylor Sitzman
Union Public Schools
Tulsa, Oklahoma

Competency Set Keys/Scales:

14. Concert Ab Major
15. Concert F minor
16. Concert C Major
17. Concert A minor
18. Concert Db Major
19. Concert Bb minor
20. Concert D Dorian Mode
21. Concert G Mixolydian Mode
22. Concert F Lydian Mode
23. Chromatic Exercises
24. Concert Ab Major / F minor review
25. Concert C Major / A minor review
26. Concert Db Major / Bb minor review

Set Elements:

- .1 Meter (Time) / Rhythm
- .2 Key Signatures / Scales
- .3 Pitch Accuracy / Intervals / Arpeggios
- .4 Articulation / Phrasing
- .5 Tempo / Interpretation / Style
- .6 Dynamic Contrast
- .7 MKT-RADAR Assessment

"Musical concepts are consistently reviewed/reiterated"

Jacquelyn Meunier
Southeast Polk High School
Pleasant Hill, Iowa

Reinforcement of constant eighth

Prompts to use the sightreading process

Extended-length assessments in each book

Hear the results!

Prompts remind students to use the **MKT ((o)) RADAR** process. Transfer this process over to your band and lesson literature. Amazing!

"I handed out a new piece and heard a marked improvement after using the **MKT-RADAR Process**"

Greg Allen
Highland Middle School
Highland, Illinois

Versatile!

Use exercises in order, or pick and choose, to supplement your lesson plans.

For intense work on just one element, read through that element's exercise from each of the 13 sets.

SIGHTREADING 301

By Dr. Ed Huckeby

SIGHTREADING 301 is BOOK THREE of a sequential curriculum for bands designed to develop the core music literacy competency skill needed for reading music “at sight.”

[View Online](#)

- **7 Competency Sets**
- **2 Practice Assessments**
- **9 two-part Rhythmic Independence Exercises**
- **Full page of Interval / Rudiment review studies**
- **Major / Minor Scale Competency Exercises in all keys, including natural, harmonic and melodic minors, as well as enharmonic options**
- **Full page of Modal Scales and the Blues scale**
- **Balance and Blend Exercise for full ensemble warm up and ear training**

Competency Set Keys / Scales:

Concert Gb Major / Eb minor
Concert Ab Major / F minor review
Concert Db Major / Bb minor review
Concert Eb Major / C minor review
Concert Bb Major / G minor review
Concert F Major / D minor review
Concert C Major / A minor review

Practice Assessments / Rhythmic Independence

Competency Studies:

Bouree
Minuet in Db
Danza
Etude #1
Contempora Quarta
Invention #1
Invention In F
Invention #4
Minuet in F Minor

Interval-Rudiment Competency Exercises

Major/Minor Scale Competency Exercises

Modal/Blues Scale Competency Exercises

Balance/Blend Competency Exercise

Set Elements:

- .1 Meter (Time) / Rhythm
- .2 Key Signatures / Scales
- .3 Pitch Accuracy / Intervals / Arpeggios
- .4 Articulation / Phrasing
- .5 Tempo / Interpretation / Style
- .6 Dynamic Contrast
- .7 MKT-RADAR Assessment

“Great organization of concepts. The students really seem to enjoy it.”

Jennifer Tylavsky
Southeast Polk 6th Grade
Pleasant Hill, Iowa

COMPETENCY SET #33

33.1 METER (TIME)/RHYTHM

Concert Light

Advanced Rhythm Exercises

33.2 KEY SIGNATURE/SCALES - D Major (Concert C Major) review B minor (Concert A minor) review

Concert Light

INTERVAL/RUDIMENT COMPETENCY EXERCISES

Note: These exercises may be executed in any key

"This seems to capture the student's attention."

Jennifer Tylavsky
Southeast Polk 6th Grade
Pleasant Hill, Iowa

MAJOR/MINOR SCALE COMPETENCY EXERCISES

Mastery of the major and minor scales is very important to the development of sightreading skills. These exercises may be used for full ensemble rehearsal and/or independent study to assist in scale recognition and mastery.

Complete Scale Reference

MKT (()) RADAR

CONTEMPORA QUARTA

Ed Huckeby

Exercises for Rhythmic Independence

© 2015 C.L. Barnhouse Co., P.O. Box 680, Oskaloosa, IA 52577, U.S.A.
International copyright secured. All rights reserved. Printed in U.S.A.
WARNING! This composition is protected by copyright law. To copy or reproduce it by any method is an infringement of the copyright law.

© 2015 C.L. Barnhouse Co., P.O. Box 680, Oskaloosa, IA 52577, U.S.A.
International copyright secured. All rights reserved. Printed in U.S.A.
WARNING! This composition is protected by copyright law. To copy or reproduce it by any method is an infringement of the copyright law.

Assessment Packs

- Assists teachers in meeting local, state and national standards.
- Specifically designed for “End-Of-Instruction” or “End-Of-Term” assessment.
- May be incorporated into a pre-test/post-test assessment format.
- Materials designed for full ensemble with any instrumentation and/or individual lesson evaluation.
- Includes three assessment exercises - one unison and two full band “excerpts” correlated with *Sightreading 101*, *Sightreading 201* and *Sightreading 301*.
- Includes ready-to-use assessment tools for verbal, written and performance assessment and reporting.
- Evaluation may be administered by the conductor/director or an independent evaluator/adjudicator. Appropriate for peer evaluation.
- Assists teachers in meeting the core Rehearse, Evaluate and Refine standards of the National Association for Music Education.
- Assists teachers in meeting teacher evaluation standards defined in the 2015 National Association for Music Education Position Paper which states: “Measures of student achievement used in teacher evaluation must be based on student achievement that is directly attributable to the individual teacher...”
- Additional Assessment packs are scheduled for future release.

“My final will be a no brainer!”

Jacquelyn Meunier
Southeast Polk High School
Pleasant Hill, Iowa


“I love it that this method includes assessments that are easily used for state required progress evaluations. My administrators are can see quantified progress reports now too!”

Greg Allen
Highland Middle School
Highland, Illinois

Measures student progress with pre- and post-testing

ASSESSMENT PACK 101.1


**Sightreading 101.1
Assessment Pack**
By Dr. Ed Huceby



Cat. No. 073-4436-00 - \$60.00

ASSESSMENT PACK 201.1


**Sightreading 201.1
Assessment Pack**
By Dr. Ed Huceby



Cat. No. 073-4490-00 - \$60.00

ASSESSMENT PACK 301.1

**Sightreading 301.1
Assessment Pack**
By Dr. Ed Huceby



Cat. No. 073-4590-00 - \$60.00



Dr. Ed Huceby

Noted Composer and Educator Dr. Ed Huceby


Dr. Ed Huceby is a distinguished educator, administrator, arts consultant, composer, conductor and clinician. His extensive experience teaching band at all levels, coupled with his outstanding academic credentials and music compositions, make him extraordinarily qualified to author this new Sightreading curriculum.

Order Info

Sightreading 101

Published for:


073-4375-01 Conductor	\$16.95	073-4375-28 F Horn	\$9.95
073-4375-04 Flute	\$9.95	073-4375-33 Trombone/Baritone BC/Bassoon	\$9.95
073-4375-08 Bb Clarinet/Bb Bass Clarinet	\$9.95	073-4375-39 Tuba	\$9.95
073-4375-15 Oboe	\$9.95	073-4375-41 Percussion	\$9.95
073-4375-20 Eb Alto Saxophone/Eb Baritone Saxophone	\$9.95	073-4375-42 Keyboard Percussion	\$9.95
073-4375-22 Bb Tenor Saxophone	\$9.95	073-4436-00 Assessment Pack 101.1	\$60.00
073-4375-24 Bb Trumpet/Baritone TC	\$9.95		



Sightreading 201

Published for:


073-4475-01 Conductor	\$16.95	073-4475-28 F Horn	\$9.95
073-4475-04 Flute	\$9.95	073-4475-33 Trombone/Baritone BC/Bassoon	\$9.95
073-4475-08 Bb Clarinet/Bb Bass Clarinet	\$9.95	073-4475-39 Tuba	\$9.95
073-4475-15 Oboe	\$9.95	073-4475-41 Percussion	\$9.95
073-4475-20 Eb Alto Saxophone/Eb Baritone Saxophone	\$9.95	073-4475-42 Keyboard Percussion	\$9.95
073-4475-22 Bb Tenor Saxophone	\$9.95	073-4490-00 Assessment Pack 201.1	\$60.00
073-4475-24 Bb Trumpet/Baritone TC	\$9.95		




Sightreading 301

Published for:

073-4575-01 Conductor	\$16.95	073-4575-28 F Horn	\$9.95
073-4575-04 Flute	\$9.95	073-4575-33 Trombone/Baritone BC/Bassoon	\$9.95
073-4575-08 Bb Clarinet/Bb Bass Clarinet	\$9.95	073-4575-39 Tuba	\$9.95
073-4575-15 Oboe	\$9.95	073-4575-41 Percussion	\$9.95
073-4575-20 Eb Alto Saxophone/Eb Baritone Saxophone	\$9.95	073-4575-42 Keyboard Percussion	\$9.95
073-4575-22 Bb Tenor Saxophone	\$9.95	073-4590-00 Assessment Pack 301.1	\$60.00
073-4575-24 Bb Trumpet/Baritone TC	\$9.95		





A remarkable new resource!

"Ed Hucceby's new books are "GOLD" for band directors who are looking for music to teach reading."

Dr. Harry Haines
 Professor Emeritus,
 West Texas A & M University
 Canyon, Texas

Is this your problem?

- Tone Quality** I
- Intonation** I
- Rhythm** I
- Balance** I
- Technique** I
- Musicianship** I
- Sight Reading** **III-**

"This method helps students to understand the important facets of playing new music. It effectively teaches students how to avoid common errors in music before they happen! With the results I have seen in a short period of time, I plan to make Sightreading101 the cornerstone of the band curriculum"

I took the conductor's score to my principal and explained to him that the Practice Assessments would be our progress assessment tool for the remainder of this year. He looked it over and read through the learner outcomes as well as the assessments and immediately approved. I love having a text book that makes sense to educators outside of the arts!"

Greg Allen
 Director of Bands
 Highland Middle School
 Highland, Illinois

"There is a WEALTH of musical concepts I am teaching my students EVERY-DAY. I love the process. My students definitely are more engaged in learning how to read music and they show more of an interest in executing more of the musical details as they perform."

They have more knowledge of musical concepts at this point in the semester than they ever have and are able to demonstrate that knowledge not only through their personal performance but through verbal explanation."

Jacquelyn Meunier
 Band Director & Model Teacher
 Southeast Polk High School
 Pleasant Hill, Iowa

Here's the Solution...

